



**Service unit, 2-piece**

Size 3

**861**  
G 1/2

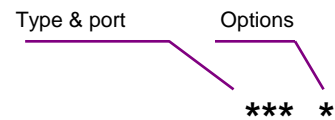
0.5 to 10 bar  
0.5 to 16 bar



**Characteristics**

Type	861
Port	G 1/2
Pressure gauge port	G 1/4
Type of construction	- Centrifugal filter Sintered filter element - Diaphragm pressure regulator with self-relieving design - Proportional lubricator
Input pressure p1	Max. 16 bar with plastic bowl Max. 25 bar with metal bowl
Input pressure p1 with fully-automatic drain	Max. 16 bar Min. 1.5 bar
Control range p2	0.5 to 10 bar / 0.5 to 16 bar
Mounting position	Vertical, drain valve at bottom
Mounting type	Bracket on regulator, hole Ø 20.5 mm Bracket on lubricator
Medium temperature Ambient temperature	Max. 60 °C (other temperature Max. 60 °C ranges on request)
Filter rating	5 µm
Bowl capacity	Filter: Max. 65 cm³ condensate Oil-mist lubricator: 135 cm³
Condensate drain	Manual, semi-automatic Fully-automatic on request
Weight [g]	2490

**Ordering information**



**Order example: 861 K**

Port	
861	G 1/2
Options	
K	Plastic bowl
M	Metal bowl
S	Bowl guard

Please use the suffix »A« to order fully-automatic drain

**Description**

- Standard design
- Independent of inlet pressure
- Pressure gauge Ø 63 mm included
- Filter rating acc. to ISO 4003, glass bead test
- Oil can be filled under pressure

**Recommended oil**

**Special pneumatic oil 32**

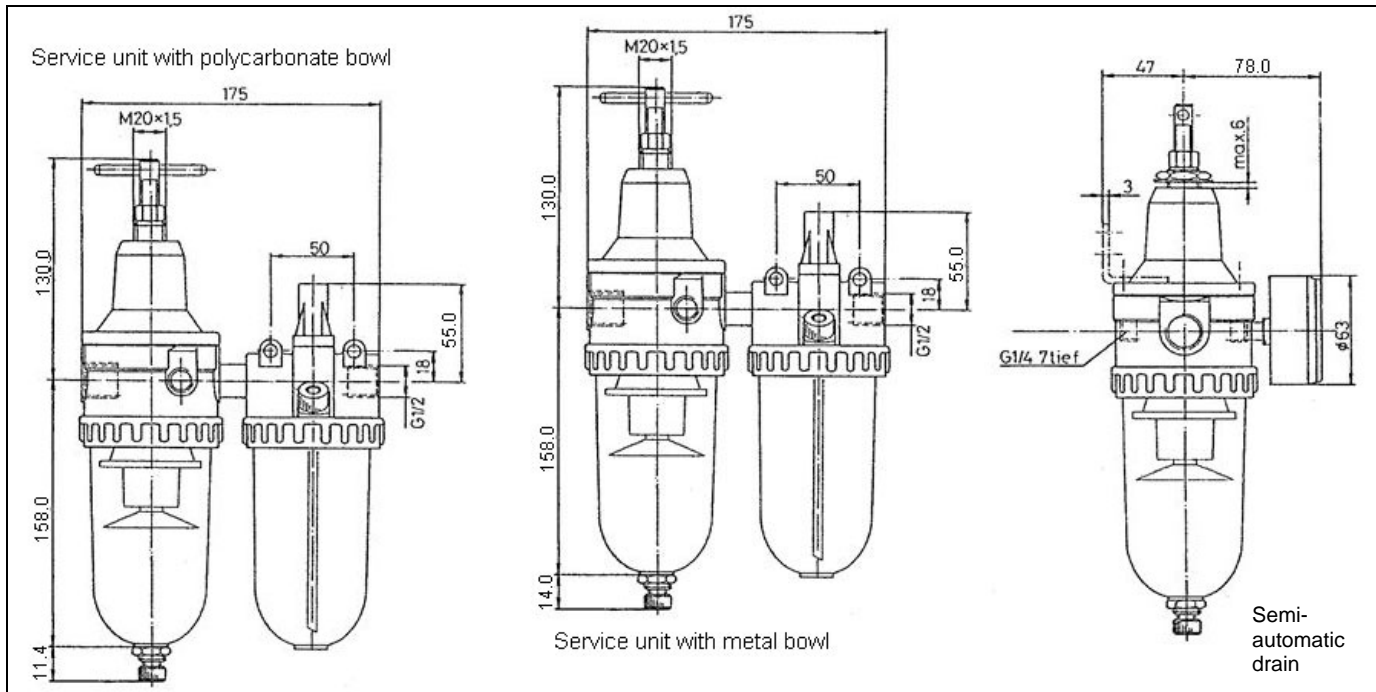
Viscosity at 40 °C: 32 cSt [mm²/s]  
Temperature range: -35 to +85 °C

Oil bowls made of plastic (polycarbonate) are corroded by additives, anti-freeze agents and synthetic oil. We therefore recommend using mineral oils from approx. 22 to 32 cSt or up to 68 cSt in conjunction with impact tools. Metal bowls and metal sight domes should be used for all other oil grades.

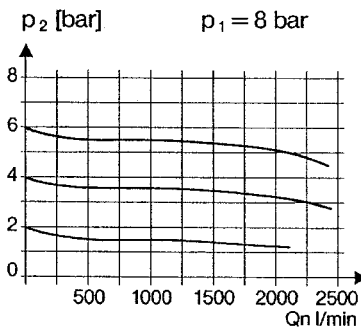
**Materials**

Part	Material
Head piece (body)	Z 410
Spring bonnet	Z 410-brass
Diaphragm	NBR-brass
Pressure spring	Galvanised steel
Valve cone	NBR-brass
Counter-pressure spring	Stainless steel
O-ring 68x3	NBR
Filter element 5 µm	Polyethylene
Condensate bowl	Polycarbonate
Oil bowl	Polycarbonate
Oil fill plug	POM-NBR
Sight dome	PA
Sight dome – metal	Zinc-glass-NBR

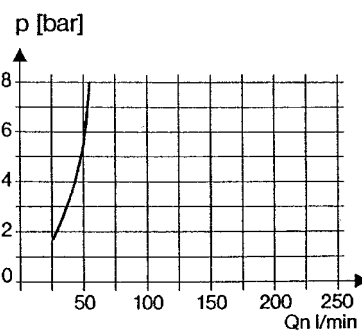
## Dimensions [mm]



### Flow characteristic

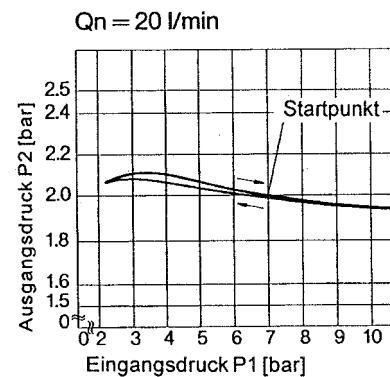


### Lubricator operating limit



### Hysteresis

Hysteresis of  $p_2$  as a function of rising (falling)  $p_1$  with a constant draw-off quantity  $Q_N$  20 l/min  
 Basic setting (starting point):  $p_1$ : 7.0 bar  
 $p_2$ : 2.0 bar



### Flow rates

Flow rates at  $p_1 = 8$  bar

Output pressure $p_2 =$ [bar]		2	4	6	
Nominal flow ( $\Delta p = 1$ bar)	QN	m <sup>3</sup> /h	127.5	135	126
		l/min	2125	2250	2100

### Accessories

Designation	Order No.
Mounting bracket with nut and washer	75/2
Mounting bracket with two screws	H 801
Metal bowl (filter)	650/12
Metal bowl (lubricator)	740/14
Plastic bowl (filter)	650/2-HA
Plastic bowl (lubricator)	740/04
Bowl guard, incl. swivel nut	SK 03
Fully-automatic drain (external)	65/0-N
Fully-automatic drain (internal)	655.6.900

### Main spare parts

Part	Part No.
→ Set of wearing parts	22.641.4
Sight dome (polycarbonate)	760.7.990
Sight dome (metal)	760.7.991
Filter element 5 $\mu$ m	633.6.905
Pr. gauge $\varnothing$ 63 mm, G1/4	
0 to 10 bar	217-KD
0 to 16 bar	218-KD